



INVESTMENT & TRADE PROFILE

PHARMACEUTICAL INDUSTRY



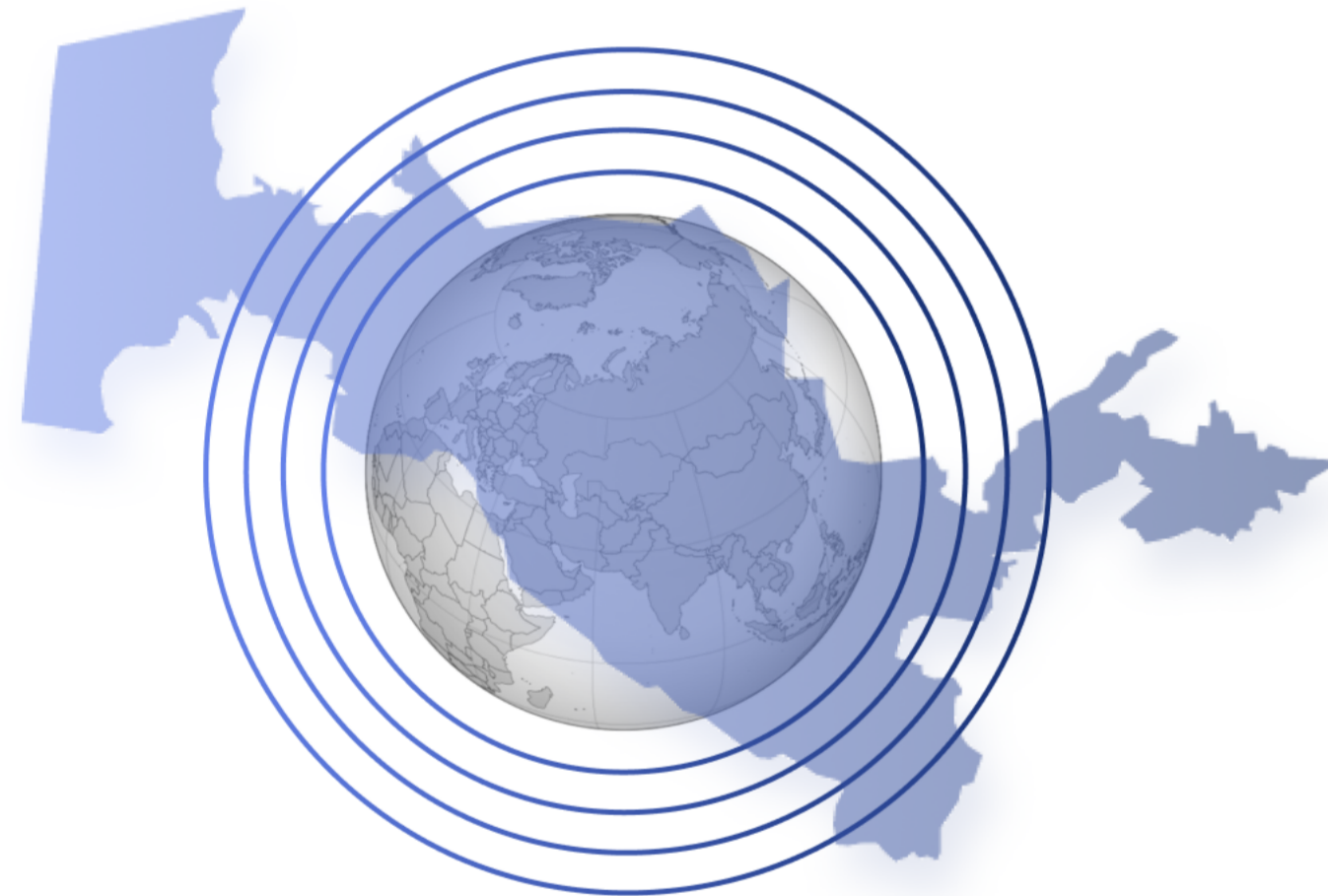
FACTS ABOUT UZBEKISTAN

6%

GDP GROWTH OF 6% ANNUALLY, SIGNALLING A ROBUST ECONOMY

38 MILLION

LARGEST CONSUMER MARKET IN CENTRAL ASIA, FORECASTED TO REACH 40 MILLION BY 2030.



STRATEGIC GEOGRAPHICAL LOCATION IN THE MIDDLE OF CENTRAL ASIA

ONE OF THE MOST PROGRESSIVE PHARMACEUTICAL LEGISLATIONS

MARKET OVERVIEW AND LEGISLATIVE FRAMEWORK

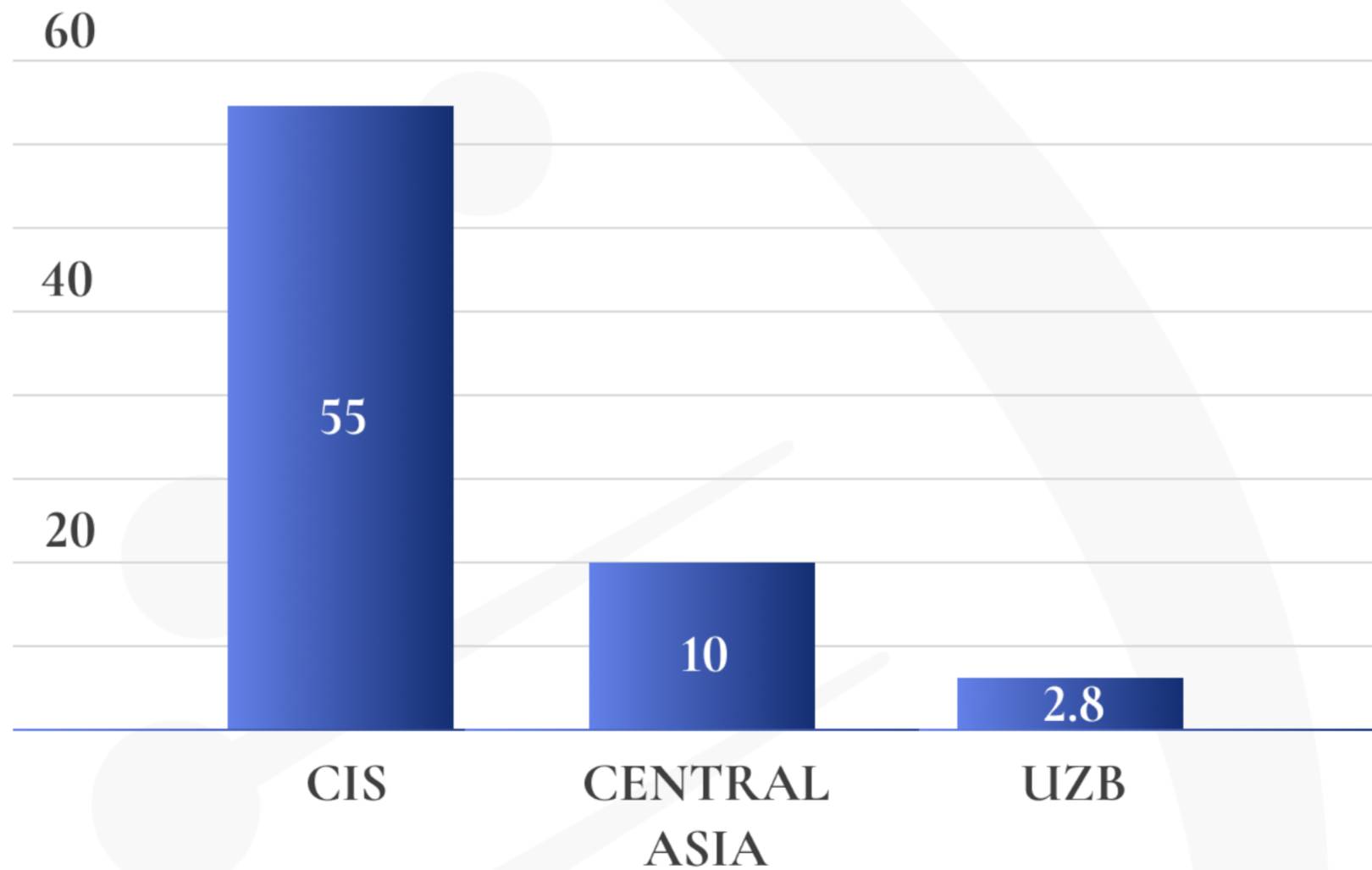
300 MILLION

DUTY-FREE ACCESS TO CIS, A MARKET OF OVER 300 MILLION CONSUMERS

120 MILLION

CENTRAL ASIAN MARKET

BLN \$



CHANGES IN REGULATION:

- WHO GBT MATURITY LEVEL ASSESSMENT
- PIC/S MEMBERSHIP APPLICATION
- WHO PRE-QUALIFICATION OF LABORATORIES & PRODUCTS

FOREIGN TRADE PERFORMANCE

\$ 2.6 BILLION IN FOREIGN TRADE TURNOVER

IMPORT

\$ 2.4 BILLION

TYPE OF IMPORTING PRODUCTS

4800+

IMPORT ENTITIES

260

REGISTERED LOCAL PRODUCTS

2600+

GMP-CERTIFIED LOCAL COMPANIES

56

EXPORT

\$ 200 MILLION

TYPE OF EXPORTING PRODUCTS

1200+

EXPORT ENTITIES

356

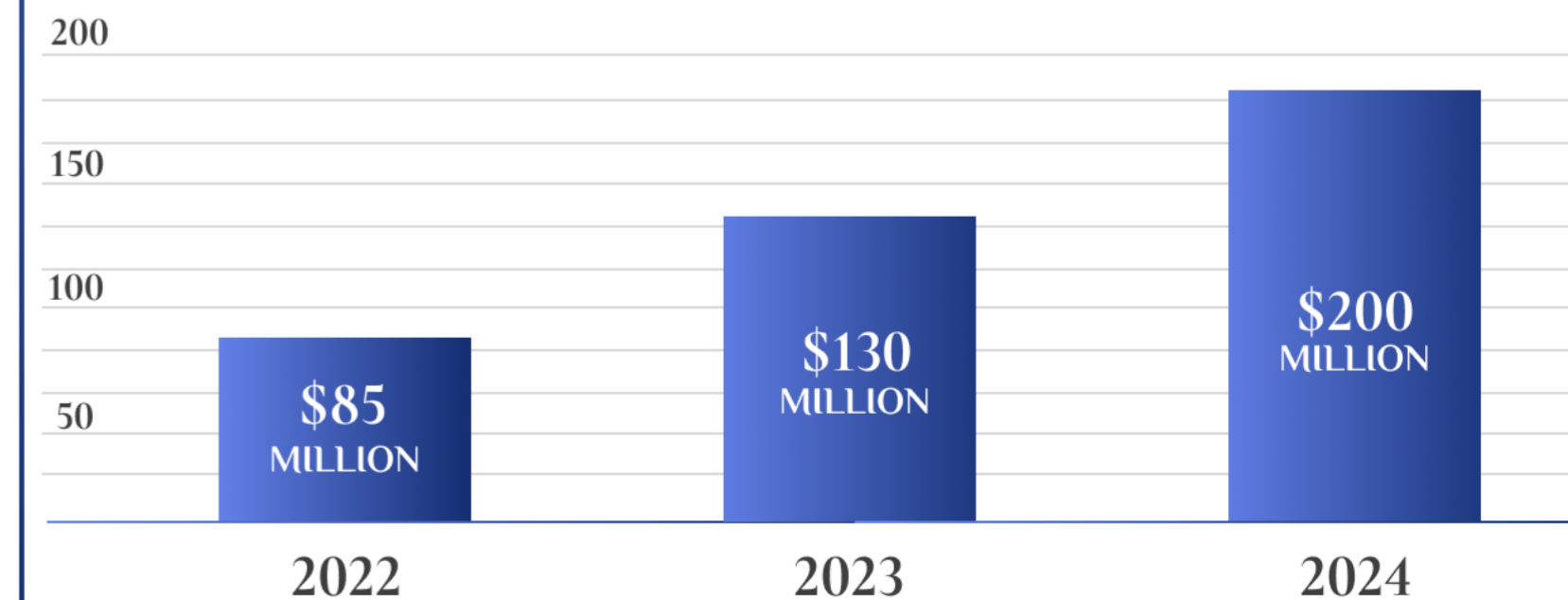
EXPORT GROWTH ANNUALLY

50%

EXPORT COUNTRIES

49+

EXPORT GROWTH DYNAMIC





COSMETICS MARKET OVERVIEW

TURNOVER IN 2024

\$ 1.9 BILLION

MANUFACTURING

\$ 14 MILLION

EXPORT

\$ 9.6 MILLION

IMPORT

\$ 1.89 BILLION



CHINA



RUSSIA



GERMANY



FRANCE



SOUTH KOREA



TURKEY

HERBAL MEDICINE MARKET OVERVIEW

TYPES OF HERBS

700

PRODUCTION VOLUME

19 102 T

EXPORT

\$ 53.5 MILLION

RESOURCE COSTS AND TAX RATE OVERVIEW

COSTS

TAX RATES

ELECTRICITY	(\$0.08 PER KWH)
WATER	(\$0.24 PER M ³)
NATURAL GAS	(\$0.16 PER M ³)

PERSONAL INCOME TAX	12 %
CORPORATE PROFIT TAX	15 %
VALUE-ADDED TAX	12 %

★ WAGES : AVERAGE \$300-\$400

PHARMACEUTICAL 5 FREE ECONOMIC ZONES (FEZ)

- ★ TOTAL INVESTMENT IN THESE ZONES HAS REACHED \$524.1 MILLION ACROSS 45 PROJECTS
- ★ VERY LOW RENTING COST (1ST YEAR 2.000-3.000 USD PER HECTARE, NEXT YEARS 1.000 USD PER HECTARE UP TO 49 YEARS WITH EXTENSION OPTION)

CLUSTER AND FREE ECONOMIC ZONE ADVANTAGES

BENEFITS

- ★ STATE REGISTRATION CERTIFICATE FOR LOCALLY PRODUCED NEW PHARMACEUTICAL PRODUCTS - UNLIMITED PERIOD
- ★ GOVERNMENT PROCUREMENT PREFERENCE - UP TO 20%
- ★ FIRST FDA/EMA REGISTRATION COST REIMBURSEMENT
- ★ 50% OF REGISTRATION COST OF LOCAL MANUFACTURERS IN FOREIGN COUNTRIES REIMBURSEMENT

EXEMPTIONS

CUSTOM DUTIES + VAT

- ★ IMPORTED RAW MATERIALS OR COMPONENTS IF THE FINISHED GOODS ARE EXPORTED
- ★ IMPORTED CONSTRUCTION MATERIALS
- ★ IMPORTED TECHNOLOGICAL EQUIPMENT

TAX EXEMPTIONS & DURATION SCALE

- ★ CORPORATE PROFIT TAX
- ★ LAND TAX
- ★ PROPERTY TAX
- ★ WATER TAX

3	\$0,3M – \$3M 3 YEARS	5	\$3M – \$5M 5 YEARS	7	\$5M – \$10M 7 YEARS	10	\$10M + 10 YEARS
----------	--------------------------	----------	------------------------	----------	-------------------------	-----------	---------------------



TASHKENT PHARMA PARK

60 HA
 BIOTECHNOLOGY, COSMETICS, AND
 PHARMACEUTICAL PROJECTS

TOTAL AREA
190 HA

TOTAL PROJECT COST
\$ 1.5 BILLION

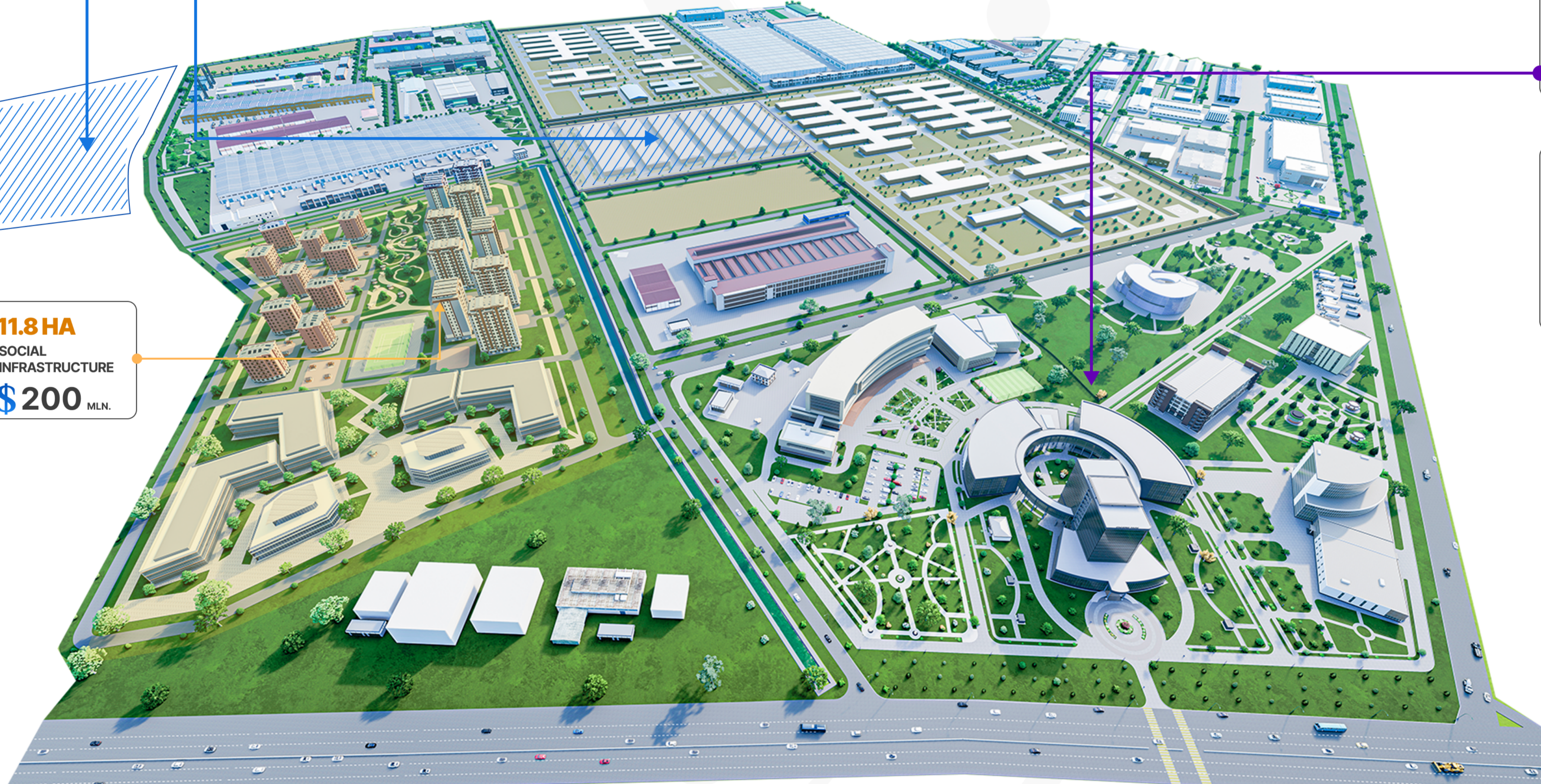
NEW JOBS
11000+

STUDENTS
4000+

19.5 HA
 TECHNOPARK
 PROJECTS
7
\$ 388 MILLION

85 HA
 INDUSTRIAL ZONE
 INVESTMENT PROJECTS
29
\$ 931 MILLION

11.8 HA
 SOCIAL
 INFRASTRUCTURE
\$ 200 MLN.





TECHNOPARK



ADMINISTRATIVE CENTER

\$ \$38 MLN

TECHNOPARK PROJECTS

7

COST OF PROJECTS

\$ 388 MILLION

WORKPLACES

3000+

IMPLEMENTATION PERIOD

2024 - 2027

AREA

19.5 HA

STUDENTS

4000+



GENOME AND BIOTECHNOLOGY RESEARCH CENTER

\$ \$50 + \$30 MLN

2027



CLINICAL RESEARCH CENTER

\$ \$105 MLN

2027



PHARMACEUTICAL TECHNICAL UNIVERSITY

\$ \$83.7 MLN

2026



R&D CENTER

\$ \$37 MLN

2026



PHARMACEUTICAL SAFETY CENTER LABORATORY

\$ \$21 MLN

2025



VIVARIUM

\$ \$23 MLN

2025



THANK YOU!



INFO@UZPHARMAGENCY.UZ



+998 55 902 22 22



WWW.UZPHARMAGENCY.UZ

